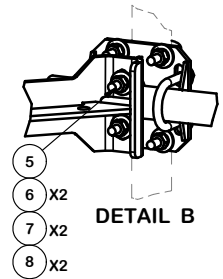
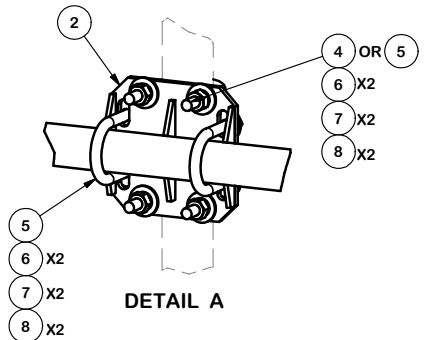


PARTS LIST						
ITEM	QTY	PART NO.	PART DESCRIPTION	LENGTH	UNIT WT.	NET WT.
1	4	X-F4PHRW	CORNER WELDMENT FOR 4-SIDED FORTRESS PLATFORM HANDRAIL KITS		19.32	77.27
2	16	X-SCX3-FR	FORTRESS CROSSOVER PLATE		6.61	105.82
3	4	P2108	2-3/8" X 108" SCH 40 GALVANIZED PIPE	108 in	34.93	139.72
4	32	X-UB5300	5/8" X 3" X 5-1/4" X 2-1/2" U-BOLT (HDG.)		1.15	36.78
5	72	X-UB5258	5/8" X 2-5/8" X 4-1/2" X 2" U-BOLT (HDG.)		1.00	72.01
6	144	G58FW	5/8" HDG USS FLATWASHER	1/8 in	0.07	10.15
7	144	G58LW	5/8" HDG LOCKWASHER		0.03	3.76
8	144	G58NUT	5/8" HDG HEAVY 2H HEX NUT		0.13	18.70
					TOTAL WT. #	464.21



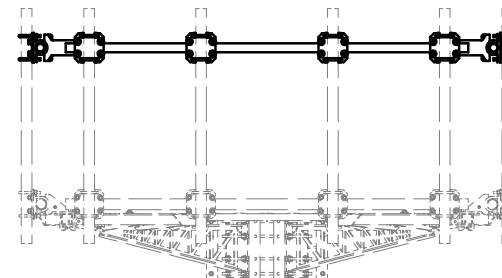
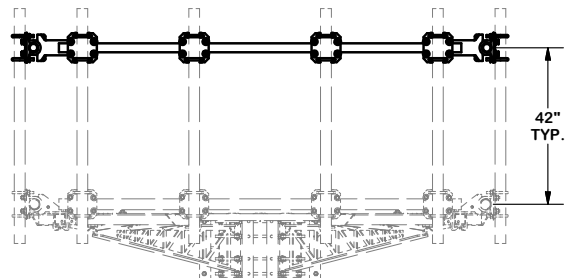
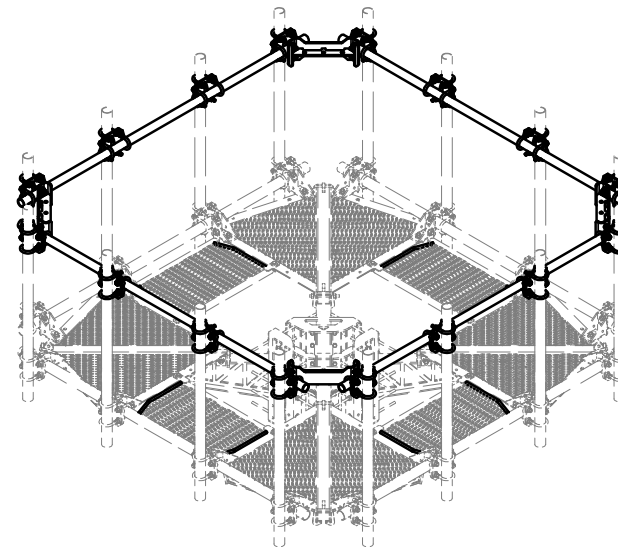
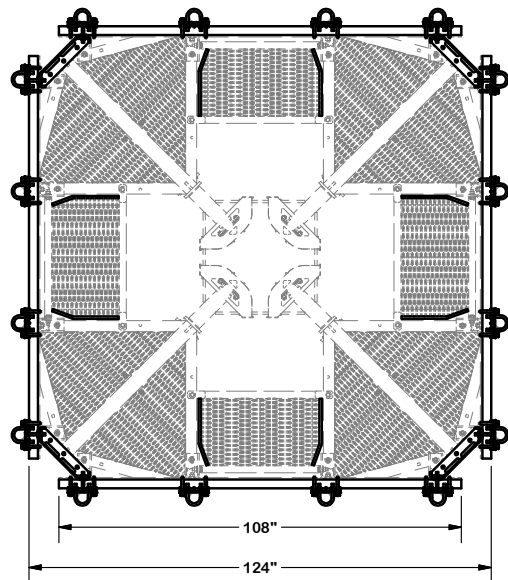
TOLERANCE NOTES

TOLERANCES ON DIMENSIONS, UNLESS OTHERWISE NOTED ARE:
SAWED, SHEARED AND GAS CUT EDGES ($\pm 0.030"$)
DRILLED AND GAS CUT HOLES ($\pm 0.030"$) - NO CONING OF HOLES
LASER CUT EDGES AND HOLES ($\pm 0.010"$) - NO CONING OF HOLES
BENDS ARE $\pm 1/2$ DEGREE
ALL OTHER MACHINING ($\pm 0.030"$)
ALL OTHER ASSEMBLY ($\pm 0.060"$)

PROPRIETARY NOTE:
THE DATA AND TECHNIQUES CONTAINED IN THIS DRAWING ARE PROPRIETARY INFORMATION OF VALMONT INDUSTRIES AND CONSIDERED A TRADE SECRET. ANY USE OR DISCLOSURE WITHOUT THE CONSENT OF VALMONT INDUSTRIES IS STRICTLY PROHIBITED.

DESCRIPTION			
HANDRAIL KIT FOR 8' 4-SIDED FORTRESS™ PLATFORM			
CPD NO.	DRAWN BY	ENG. APPROVAL	
81	CEK 8/29/2017		
CLASS	SUB	DRAWING USAGE	CHECKED BY
81	02	CUSTOMER	

SITE PRO 1 A valmont COMPANY		Locations: New York, NY Atlanta, GA Los Angeles, CA Plymouth, IN Salem, OR Dallas, TX
Engineering Support Team: 1-888-753-7446		
PART NO.	F4P-HRK8	
DWG. NO.	F4P-HRK8	



TOLERANCE NOTES

TOLERANCES ON DIMENSIONS, UNLESS OTHERWISE NOTED ARE:
 SAWED, SHEARED AND GAS CUT EDGES ($\pm 0.030"$)
 DRILLED AND GAS CUT HOLES ($\pm 0.030"$) - NO CONING OF HOLES
 LASER CUT EDGES AND HOLES ($\pm 0.010"$) - NO CONING OF HOLES
 BENDS ARE $\pm 1/2$ DEGREE
 ALL OTHER MACHINING ($\pm 0.030"$)
 ALL OTHER ASSEMBLY ($\pm 0.060"$)

PROPRIETARY NOTE:
 THE DATA AND TECHNIQUES CONTAINED IN THIS DRAWING ARE PROPRIETARY INFORMATION OF VALMONT INDUSTRIES AND CONSIDERED A TRADE SECRET. ANY USE OR DISCLOSURE WITHOUT THE CONSENT OF VALMONT INDUSTRIES IS STRICTLY PROHIBITED.

DESCRIPTION

HANDRAIL KIT FOR
 8' 4-SIDED FORTRESS™ PLATFORM

CPD NO.	DRAWN BY	ENG. APPROVAL
81	CEK 8/29/2017	
SUB	DRAWING USAGE	CHECKED BY
02	CUSTOMER	



Engineering
 Support Team:
 1-888-753-7446

Locations:
 New York, NY
 Atlanta, GA
 Los Angeles, CA
 Plymouth, IN
 Salem, OR
 Dallas, TX

PART NO.	F4P-HRK8
DWG. NO.	F4P-HRK8